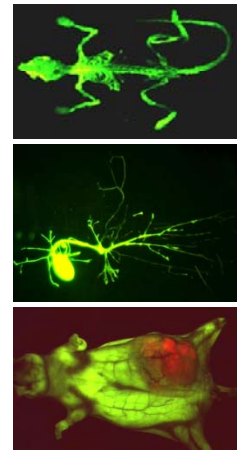
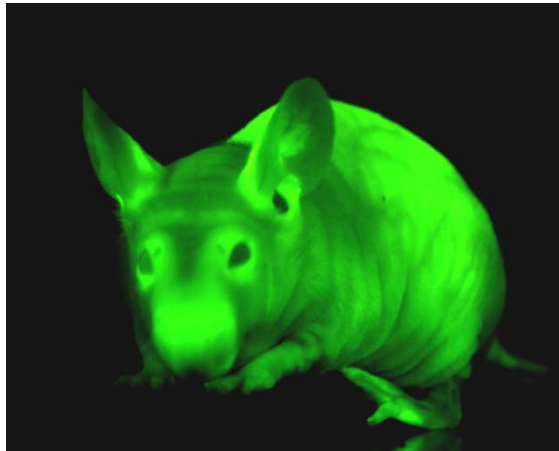




## Introducing AntiCancer's GFP, RFP and CFP mice Now available!

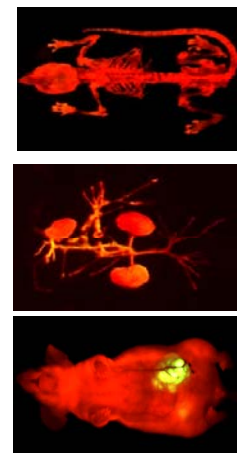
### For more information on GFP mouse:

Yang, M., et al. Transgenic nude mouse with ubiquitous green fluorescent protein expression as a host for human tumors. *Cancer Research* **64**, 8651-8656, 2004



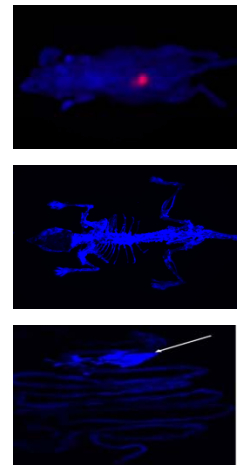
### For more information on RFP mouse:

Yang, M., et al. A transgenic red fluorescent protein-expressing nude mouse for color-coded imaging of the tumor microenvironment. *J. Cell. Biochem.* **106**, 279-284, 2009



### For more information on CFP mouse:

Tran Cao, H.S., et al. Development of the transgenic cyan fluorescent protein (CFP)-expressing nude mouse for "Technicolor" cancer imaging. *J. Cell. Biochem* **107**, 328-334, 2009



For pricing and ordering information, please contact Li Tang or Charlene Cooper  
by email at [all@anticancer.com](mailto:all@anticancer.com)